

SIKIŞTIRMALI TİP KABLO PABUÇLARI & KLEMENSLERİ

CRIMPING TYPE COPPER CABLE TERMINAL LUGS
& CONNECTORS



BİR-ER ELEKTRİK SİSTEMLERİ YAPIM MÜHENDİSLİK SAN. ve TİC. LTD. ŞTİ.

DIN 46235 KABLO PABUCU / COMPRESSION CABLE LUGS - AS PER DIN 46235

TIN-PLATED COPPER



Sipariş Kodu Reference No.	İletken Kesiti Conductor Cross Section (mm ²)	Civata Ölçüsü Terminal Bolt Diameter (metric)	Malzeme Material
DKP-10-M5	10	M5	E-Cu
DKP-10-M6	10	M6	
DKP-10-M8	10	M8	
DKP-16-M6	16	M6	
DKP-16-M8	16	M8	
DKP-16-M10	16	M10	
DKP-16-M12	16	M12	
DKP-25-M6	25	M6	
DKP-25-M8	25	M8	
DKP-25-M10	25	M10	
DKP-25-M12	25	M12	
DKP-35-M6	35	M6	
DKP-35-M8	35	M8	
DKP-35-M10	35	M10	
DKP-35-M12	35	M12	
DKP-35-M14	35	M14	
DKP-50-M8	50	M8	
DKP-50-M10	50	M10	
DKP-50-M12	50	M12	
DKP-50-M14	50	M14	
DKP-50-M16	50	M16	
DKP-70-M8	70	M8	
DKP-70-M10	70	M10	
DKP-70-M12	70	M12	
DKP-70-M14	70	M14	
DKP-70-M16	70	M16	
DKP-95-M8	95	M8	
DKP-95-M10	95	M10	
DKP-95-M12	95	M12	
DKP-95-M14	95	M14	
DKP-95-M16	95	M16	
DKP-120-M10	120	M10	
DKP-120-M12	120	M12	
DKP-120-M14	120	M14	
DKP-120-M16	120	M16	
DKP-120-M20	120	M20	
DKP-150-M10	150	M10	
DKP-150-M12	150	M12	
DKP-150-M14	150	M14	
DKP-150-M16	150	M16	
DKP-150-M20	150	M20	
DKP-185-M10	185	M10	
DKP-185-M12	185	M12	
DKP-185-M14	185	M14	
DKP-185-M16	185	M16	
DKP-185-M20	185	M20	
DKP-240-M10	240	M10	
DKP-240-M12	240	M12	
DKP-240-M14	240	M14	
DKP-240-M16	240	M16	
DKP-240-M20	240	M20	
DKP-300-M10	300	M10	
DKP-300-M12	300	M12	
DKP-300-M14	300	M14	
DKP-300-M16	300	M16	
DKP-300-M20	300	M20	

STANDART KABLO PABUCU / COMPRESSION CABLE LUGS - STANDARD TYPE**TIN-PLATED COPPER**


Sipariş Kodu Reference No.	İletken Kesiti Conductor Cross Section (mm ²)	Civata Ölçüsü Terminal Bolt Diameter (metric)	Malzeme Material
SKP-10-M5	10	M5	E-Cu
SKP-10-M6	10	M6	
SKP-10-M8	10	M8	
SKP-16-M6	16	M6	
SKP-16-M8	16	M8	
SKP-25-M6	25	M6	
SKP-25-M8	25	M8	
SKP-25-M10	25	M10	
SKP-25-M12	25	M12	
SKP-35-M6	35	M6	
SKP-35-M8	35	M8	
SKP-35-M10	35	M10	
SKP-35-M12	35	M12	
SKP-50-M8	50	M8	
SKP-50-M10	50	M10	
SKP-50-M12	50	M12	
SKP-70-M8	70	M8	
SKP-70-M10	70	M10	
SKP-70-M12	70	M12	
SKP-95-M8	95	M8	
SKP-95-M10	95	M10	
SKP-95-M12	95	M12	
SKP-120-M10	120	M10	
SKP-120-M12	120	M12	
SKP-120-M14	120	M14	
SKP-120-M16	120	M16	
SKP-150-M10	150	M10	
SKP-150-M12	150	M12	
SKP-150-M14	150	M14	
SKP-150-M16	150	M16	
SKP-185-M10	185	M10	
SKP-185-M12	185	M12	
SKP-185-M14	185	M14	
SKP-185-M16	185	M16	
SKP-240-M12	240	M12	
SKP-240-M14	240	M14	
SKP-240-M16	240	M16	
SKP-240-M20	240	M20	
SKP-300-M12	300	M12	
SKP-300-M16	300	M16	
SKP-300-M20	300	M20	



Standard Type

EK MUFU / CONDUCTOR JUNCTION AS PER DIN 46267


TIN-PLATED COPPER



Sipariş Kodu Reference No.	İletken Kesiti Conductor Section (mm ²)	Ebatları Size d1(mm) L(mm)	Malzeme Material
EM-16	16	5.5 50	E-Cu
EM-25	25	7 50	
EM-35	35	8.2 50	
EM-50	50	10 56	
EM-70	70	11.5 56	
EM-95	95	13.5 70	
EM-120	120	15.5 70	
EM-150	150	17 80	
EM-185	185	19 85	
EM-240	240	21.5 90	

ÇİFT DELİKLİ KABLO PABUCU / COMPRESSION CABLE LUGS TWO HOLES

TIN-PLATED COPPER



Sipariş Kodu Reference No.	İletken Kesiti Conductor Section (mm ²)	Delikler Arası Ölçü Hole Range (mm) A(mm)	Malzeme Material
ÇDKP-35	35	2xØ12 53-66	E-Cu
ÇDKP-50	50	2xØ12 53-66	
ÇDKP-70	70	2xØ12 53-66	
ÇDKP-95	95	2xØ12 53-66	
ÇDKP-120	120	2xØ12 53-66	
ÇDKP-150	150	2xØ12 53-66	
ÇDKP-185	185	2xØ12 53-66	
ÇDKP-240	240	2xØ12 53-66	

for copper conductors to: DIN 48201
tube dimensions: DIN 46235

ÇİFT İLETKEN GİRİŞLİ KABLO PABUCU / DOUBLE CABLE INPUT, ONE HOLE

TIN-PLATED COPPER



Sipariş Kodu Reference No.	İletken Kesiti Conductor Section (mm ²)	Delik Ölçüsü Hole Size (mm)	Malzeme Material
ÇİG-2x70 - O	2x70	Ø13	E-Cu
ÇİG-2x95 - O	2x95	Ø13	
ÇİG-2x120 - O	2x120	Ø13	

for copper conductors to: DIN 48201

ÇİFT İLETKEN GİRİŞLİ KABLO PABUCU / DOUBLE CABLE INPUT, TWO HOLES

TIN-PLATED COPPER



Sipariş Kodu Reference No.	İletken Kesiti Conductor Section (mm ²)	Delikler Arası Ölçü Hole Range (mm) A(mm)	Malzeme Material
ÇİG-2x70 - T	2x70	2xØ12 53-66	E-Cu
ÇİG-2x95 - T	2x95	2xØ12 53-66	
ÇİG-2x120 - T	2x120	2xØ12 53-66	

for copper conductors to: DIN 48201


H KLEMENSLER / H CLAMPS

TIN-PLATED COPPER

Sipariş Kodu Reference No.	İletken Kesiti Conductor Range (mm ²)	İletken Kesiti Conductor Range (mm ²)	Malzeme Material
HK-50-50	50	50	E-Cu
HK-70-70	70	70	
HK-95-95	95	95	
HK-120-120	120	120	
HK-150-150	150	150	
HK-50-70	50	70	
HK-50-95	50	95	
HK-50-120	50	120	
HK-50-150	50	150	
HK-70-95	70	95	
HK-70-120	70	120	
HK-70-150	70	150	
HK-95-120	95	120	
HK-95-150	95	150	



Surface : tin plated



C KLEMENSLER / C CLAMPS

TIN-PLATED COPPER

Sipariş Kodu Reference No.	İletken Kesiti Conductor Range (mm ²)	İletken Kesiti Conductor Range (mm ²)	Malzeme Material
CK-16-16	16	16	E-Cu
CK-25-25	25	25	
CK-35-35	35	35	
CK-50-50	50	50	
CK-70-70	70	70	
CK-95-95	95	95	
CK-120-120	120	120	
CK-150-150	150	150	
CK-185-185	185	185	
CK-240-240	240	240	
CK-50-16	50	16	
CK-50-25	50	25	
CK-50-35	50	35	
CK-70-16	70	16	
CK-70-25	70	25	
CK-70-35	70	35	
CK-95-35	95	35	



Surface : tin plated